

**ADARSH VIDYALAYA MOWA**  
**HOLIDAY PRACTICE WORK / SKILL DEVELOPMENT ACTIVITIES (2023-24)**  
**CLASS-NURSERY**  
**Guidelines for Summer Activities**

---

*“Let us sacrifice our today so that our children can have a better tomorrow”*

*DR. APJ ABDUL KALAM*

**\*\*\*\*\*Do all the activities given below in scrap book\*\*\*\*\***

### **Activities**

1. Enable your child to identify their belongings.  
Eg. Whose bottle/bag/Tiffin box/napkin/pencil/eraser/is this/that?  
Ans: This/That is my bottle.
2. Incorporate LIFE SKILL for making him/herself dependent by following activities mentioned below:
  - Buttoning his/her shirt.
  - Tying his/her shoe laces.
  - Keeping his/her belongings back in the place.

**Following table manners:**

- ✓ Wash hands before and after meals.
- ✓ Don't talk while eating.
- ✓ Chew food very well.
- ✓ Don't make sound while chewing.
- ✓ Don't spread food here and there.

### *Conversation:*

- What is your name?
- What is your mother's name?
- What is your father's name?
- Where do you live?  
**Ans: I live in Raipur.**
- What is the name of your school?  
Ans: Adarsh Vidyalaya Mowa.
- What is the contact number of your father/mother?


**Enrich your vocabulary.**

**Come, sit, stand, go, drink, catch, read, drive, hit, clap, cry, laugh, eat, hop, clean, dance, jump, fly, comb, open, close, pull, push, walk, read, play, stop, write, sleep, sneeze, wash, turn, mop, look, cook.**

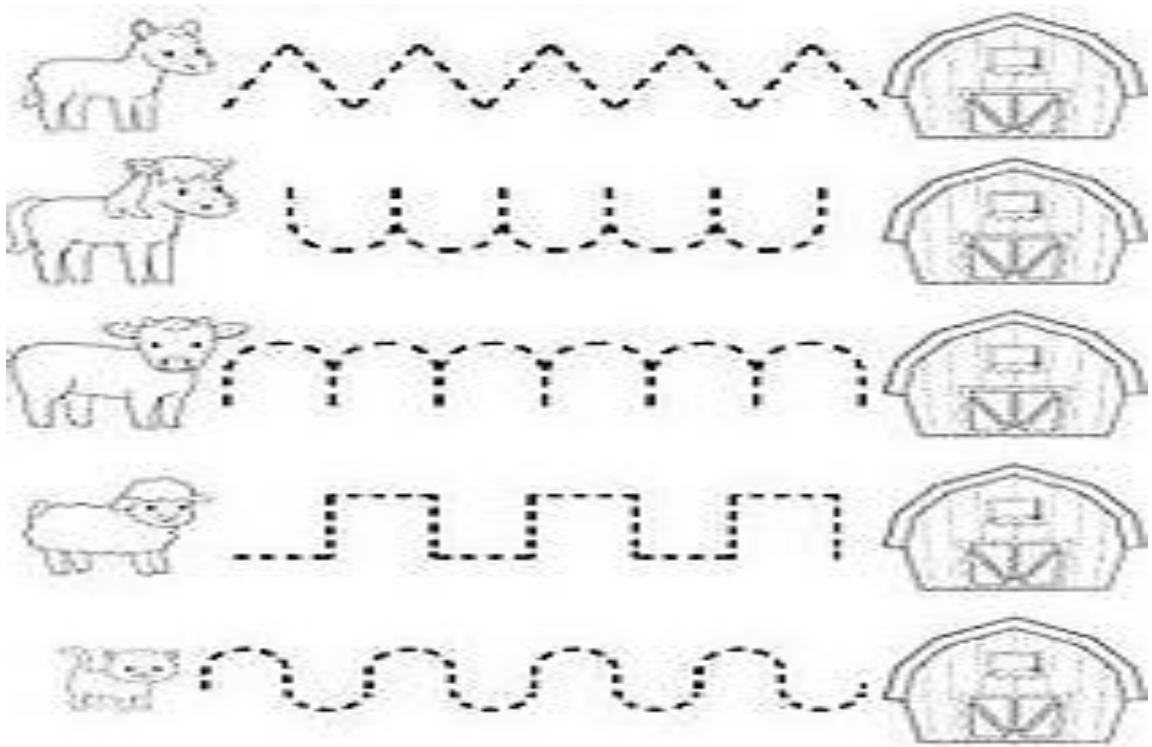
Make a greeting card and paste pictures of magic words.



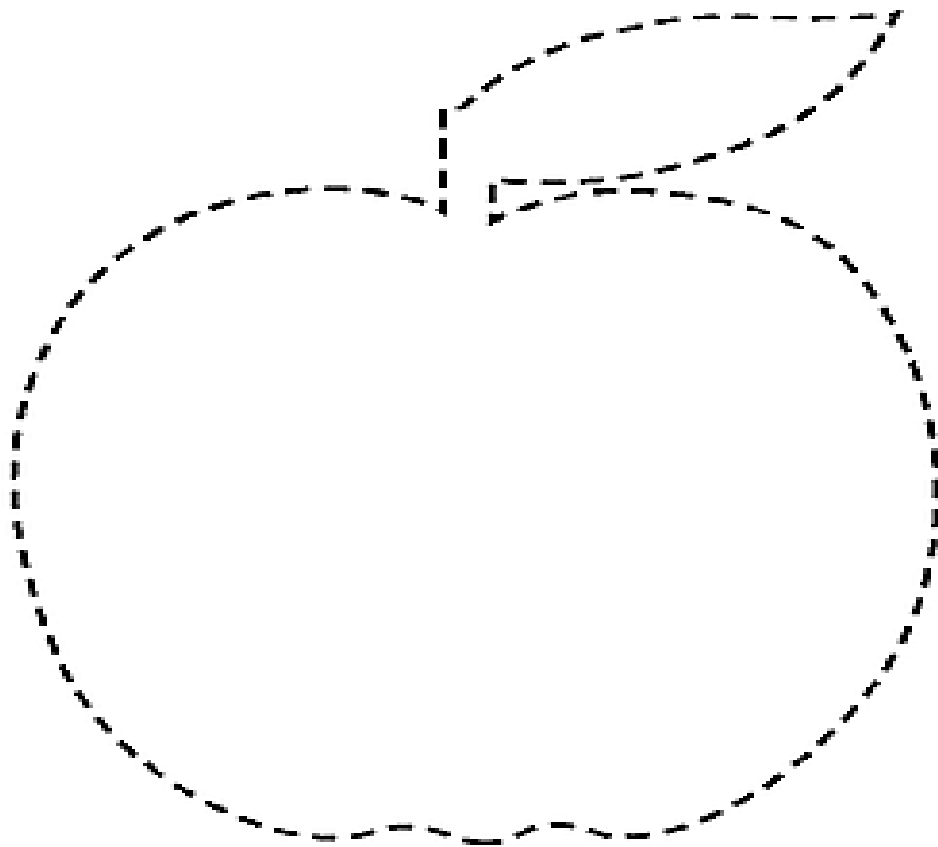
Colour the given picture.




Complete the pattern.




Trace the picture and use ladyfinger and print inside the picture. (Vegetable printing)






Tick (v) the picture which are healthy.




Draw lines to match the same fruit.




Paste bits of colourful paper in the following boxes.



Paste colourful circle shape on caterpillar body.



**Draw strings for the balloons and take them to the hand. Colour the given balloons.**



**Make family tree and paste photo of your family members.**