

**ADARSH VIDYALAYA MOWA**  
**HOLIDAY PRACTICE WORK / SKILL DEVELOPMENT ACTIVITIES (2023-24)**  
**CLASS: PP- I**

**General Note:**


- 1. All the assigned work will be assessed and graded.**
- 2. All vacation Practice work need to be done in scrap book (32 pages)**
- 3. Assessment of reading will be done in every exam.**
- 4. Parents are requested to:**
  - **Spend time & have meals together with your ward.**
  - **Motivate your ward to inculcate the habit of “READING HINDI & ENGLISH Literature (Newspaper, Comics etc.)**
  - **Allow them to be independent (age wise) in their daily tasks like:**
    - **Arrange shelves**
    - **Washing their own plates**
    - **Watering plants & weeding Garden**
    - **Hang/fold clean clothes**
    - **Dust furniture**
    - **Help grandparents in their work.**
  - **Share your family history & your childhood memories with them.**
  - **Allow them to spend more time with cousins and other family members.**

## SUBJECT – ENGLISH

1. Learn the rhymes - (All for kids rhymes - pg no - 2 - 8)



























Hey, Diddle, Diddle  
Hop a little  
The ABC song  
After a bath

2. Read and learn the given Phonic Chart-



# Phonic Sounds

## (A-Z) (a-z)

Alphabet	Phonic Sounds	Vocabulary	Alphabet	Phonic Sounds	Vocabulary
<b>Aa</b>	says ऐ	 APPLE	<b>Nn</b>	says न	 NEST
<b>Bb</b>	says ब	 BALL	<b>Oo</b>	says ओ	 OWL
<b>Cc</b>	says क	 CAT	<b>Pp</b>	says प	 PARROT
<b>Dd</b>	says ड	 DOG	<b>Qq</b>	says क्व	 QUILT
<b>Ee</b>	says ए	 EGG	<b>Rr</b>	says र	 ROSE
<b>Ff</b>	says फ	 FISH	<b>Ss</b>	says स	 SUN
<b>Gg</b>	says ग	 GOAT	<b>Tt</b>	says ट	 TIGER
<b>Hh</b>	says ह	 HORSE	<b>Uu</b>	says अ	 URN
<b>Ii</b>	says इ	 INKPOT	<b>Vv</b>	says व	 VAN
<b>Jj</b>	says ज	 JOKER	<b>Ww</b>	says वँ	 WATCH
<b>Kk</b>	says क	 KITE	<b>Xx</b>	says एक्स	 X-MAS TREE
<b>Ll</b>	says ल	 LION	<b>Yy</b>	says य	 YAK
<b>Mm</b>	says म	 MANGO	<b>Zz</b>	says ज़	 ZEBRA

© RACHNA SAGAR PVT. LTD. E-ABC

3. Write A- Z in the train from colourful pencils.



4. Match the alphabets with the corresponding pictures

**A**



**B**



**C**



**D**



**E**



**F**





5. Write the first letter of the given pictures



\_\_\_\_\_



\_\_\_\_\_



\_\_\_\_\_



\_\_\_\_\_



\_\_\_\_\_



\_\_\_\_\_




\_\_\_\_\_



\_\_\_\_\_



\_\_\_\_\_



\_\_\_\_\_


6. Write the missing letters-

A	<input type="text"/>	C	<input type="text"/>	E	<input type="text"/>
G	<input type="text"/>	I	<input type="text"/>	K	<input type="text"/>
M	<input type="text"/>	O	<input type="text"/>	Q	<input type="text"/>
S	<input type="text"/>	U	<input type="text"/>	W	<input type="text"/>
Y	<input type="text"/>				

7. Write the first letter of your name by pasting colourful piece of papers-



This is done for you.



## SUBJECT – HINDI

मौखिक :-

प्रश्न1) अ से अः तक पढ़कर याद कीजिए।






प्रश्न2) निम्नलिखित कविताएँ पढ़कर याद कीजिए। पाठ्यपुस्तक- “आओ गुनगुनाएँ” में से पेज नं. 2 से 5

- प्रार्थना ।
- बिटिया रानी ।
- मेरा टॉमी ।
- पतंग ।













लिखित :-

प्रश्न1) पाठ्यपुस्तक- “हिन्दी B व्यंजन” में पेज नं. 4 से 6

प्रश्न2) अ से अः तक लिखिए ।

अ		अ	ए	ए	ए
आ		आ	ऐ	ऐ	ऐ
इ		इ	ओ	ओ	ओ
ई		ई	औ	औ	औ
उ		उ	अं	अं	अं
ऊ		ऊ	अः	अः	अः

प्रश्न3) चित्र देखकर पहला अक्षर लिखिए ।



कियाकलाप :-

प्रश्न1) वर्णों से चित्रों की जोड़ी मिलाइए ।

इ  
अं  
ओ  
आ  
ऊ  
ए  
अ  
उ  
ऋ  
ऐ  
औ



प्रश्न2) सही अक्षर पर गोला लगाइए ।



अ आ इ



इ अ आ



अ आ इ



अ आ इ



इ अ आ




इ आ अ



अ आ इ

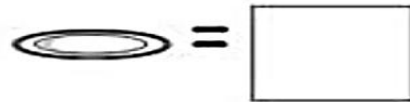
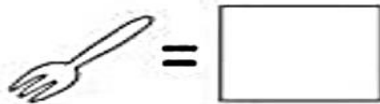
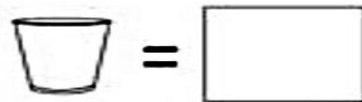
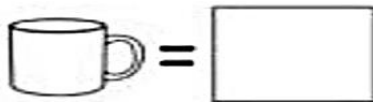

प्रश्न3) चित्र में रंग भरिए ।



प्रश्न4) अपने नाम के पहले वर्ण से शुरू होने वाले 5 फलों और 5 सब्जियों के चित्र स्कैप बुक में चिपकाइए ।

**SUBJECT – MATHEMATICS**

**Q1.Count the objects and write the numbers below.**



**Q2. Count and match .**



9



4



3



7



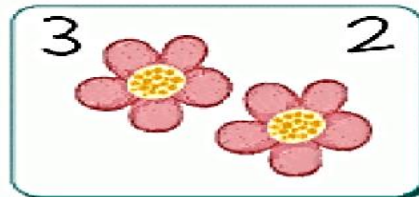

5








8




**Q3. Count and circle the correct number.**



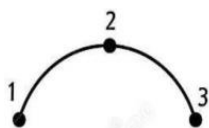
**Q4. Match the object with its similar shape.**



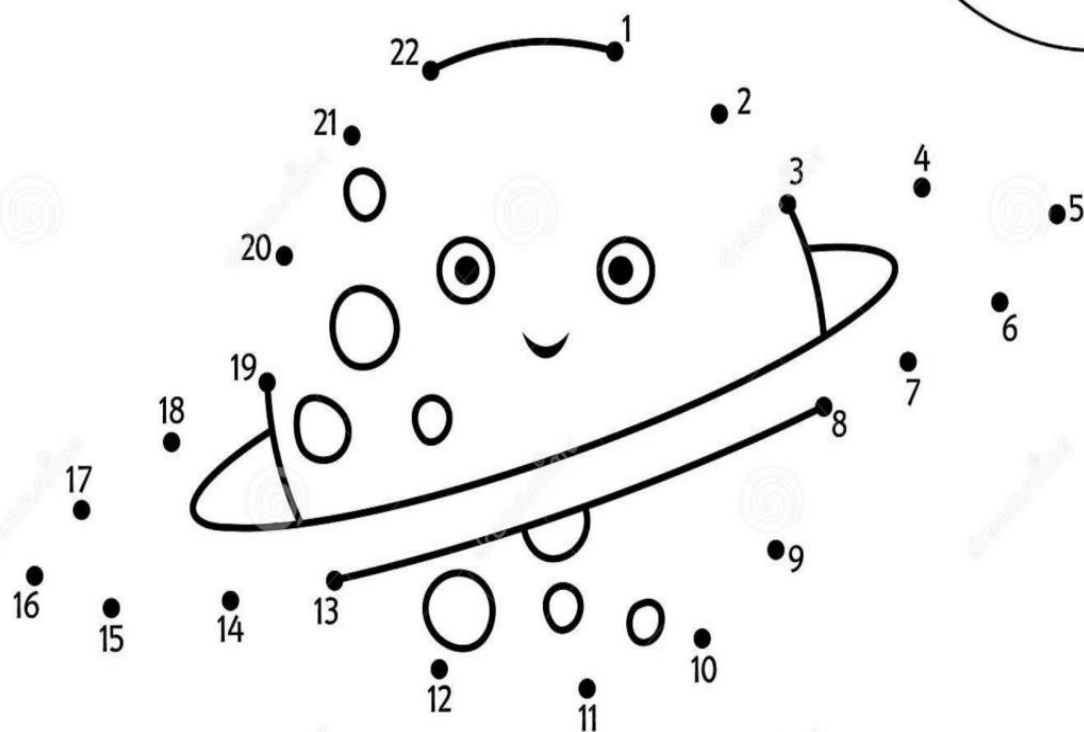
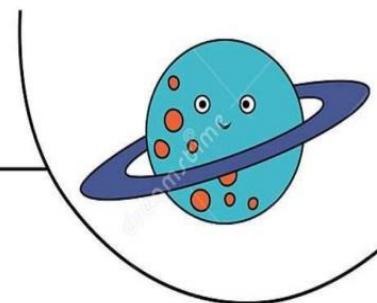
**Q4. Draw and colour the candies in each jar, according to the numbers tag on them .**



**Q5. Connect the dots from numbers 1-20 to make the object and colour it.**



## Connect the Dots



### Note –

- Do all the written work in scrap book .
- Take the printout of worksheet and paste it in your scrap book .