

**ADARSH VIDYALAYA MOWA
SUMMER ACTIVITIES (2024-25)
CLASS-NURSERY**

“Education is most powerful weapon which you can use to change the world”

Nelson Mandela

Dear Parents,

Different types of languages are spoken by people from different regions but the most important thing is that, any language, when spoken should be spoken correctly. The two languages that our children should be able to speak fluently are Hindi and English. Since English is a universal language, understood by people all over the world, we want our children also to be proficient in speaking it and for this we need your full support and co-operation. We would appreciate if you adhere to the following points.

Speak with your child in English, Hindi and Mother tongue.

Read out story- books with big illustrations and after finishing the story discuss it with your child. Emphasize more on phonic sounds and encourage ‘Word Building’ and ‘Picture Talk’.

The teachers are trying to encourage the children to use simple words, phrases and sentences like. Parent’s are requested to use and teach them daily.

- **May I come in Ma’am?**
- **May I drink water?**
- **May I go to the toilet/ washroom?**
- **I am feeling hungry.**
- **I am feeling thirsty.**
- **Please sharpen my pencil.**
- **Please give me a pencil.**
- **Please give me an eraser. etc.**

Children can be encouraged to use simple words and sentences at home also.

For example:

- **Mom, please give me something to eat.**
- **Please give me a glass of water.**
- **Please trim my nails.**
- **Please tell me a story.**
- **Can I watch T.V.?**
- **Can I go to the park?**
- **I am feeling sleepy.**
- **Please buy me a toy.**
- **Please give me a book.**
- **Please comb my hair.**

Use of Magic words like EXCUSE ME, SORRY, THANKS, PLEASE. etc.

Wishing parents and elders - Good morning, Good afternoon, Good evening, Good night. etc... Addressing people properly –Hello Uncle / Aunty How are you?

You can also train them to follow simple instruction like – Please open the door, Please close / shut the door, Please eat your food, Please drink your milk , Please go to sleep, Please don't watch T.V too much, Please don't use mobile too much, Please brush your teeth, Please do your work. etc.

If we, as the teachers and the parents make a sincere effort and pay attention to the above mentioned points we can help our children to learn English from this age.

Please practice the following conversation.

- What is your name?
- What is your mother's name?
- What is your father's name?
- Where do you live?

Ans: I live in Raipur.

- What is the name of your school?

Ans: Adarsh Vidyalaya Mowa.


- What is the contact number of your father/mother?

Enrich your vocabulary.

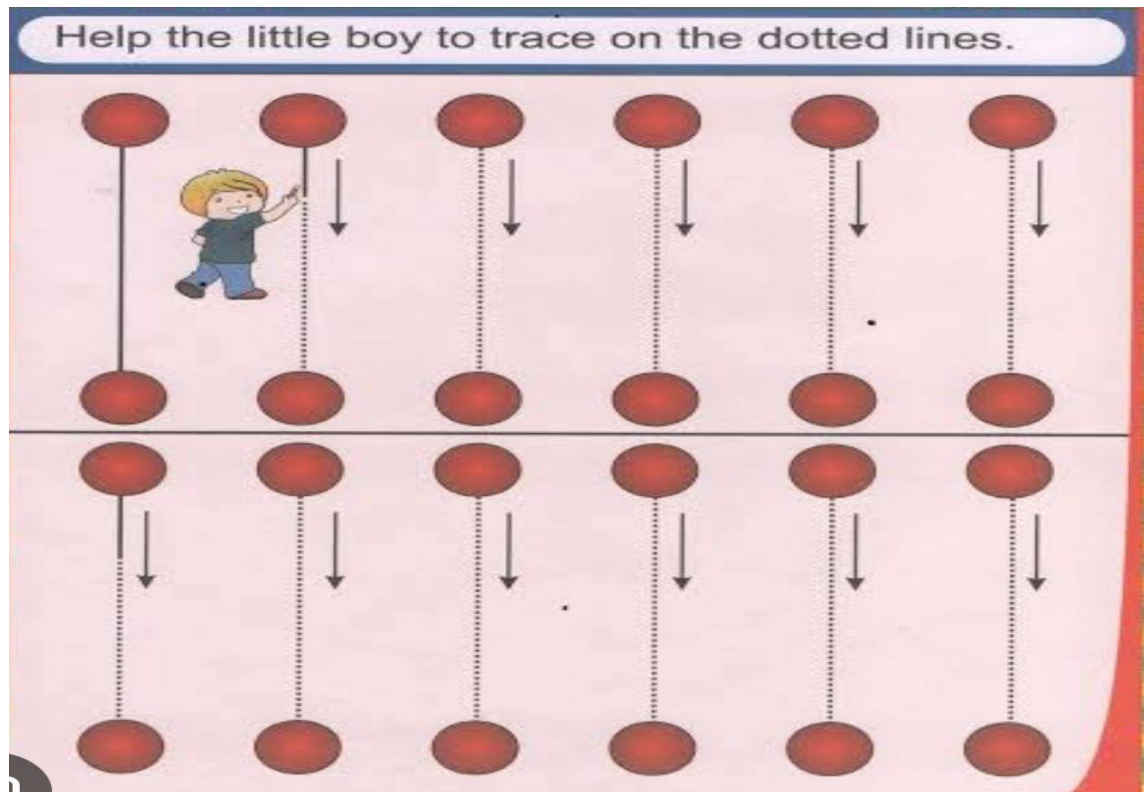
Come, sit, stand, go, drink, catch, read, drive, hit, clap, cry, laugh, eat, hop, clean, dance, jump, fly, comb, open, close, pull, push, walk, read, play, stop, write, sleep, sneeze, wash, turn, mop, look, cook.

Note: Take the print out of the work sheet (in A4 size).Complete the activities given below and submit to the class teacher on the re-opening day of school in an envelope folder.

1. TRACE AND COLOUR THE PICTURE.




2.



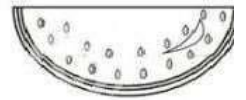


3.





TRACE ON THE DOTS GIVEN AND COLOUR THE PICTURE




4. DRAW LINES TO MATCH THE SAME FRUIT.



5. PASTE BITS OF COLOURFUL PAPERS IN THE FOLLOWING BOXES.




6. MAKE A COLOURFUL CATERPILLAR BY PASTING CIRCLE – SHAPED CRAFT PAPERS.




7.










HELP BOB TO REACH THE BIKE SHOP.....



8. COLOUR THE TREE WITH GREEN CRAYON AND STICK RED BINDIS TO MAKE FRUITS OF THE TREE.



9. TICK (✓) THE PICTURES WHICH ARE HEALTHY FOODS.





 <input data-bbox="526 432 597 495" type="checkbox"/>	 <input data-bbox="906 432 977 495" type="checkbox"/>	 <input data-bbox="1230 432 1302 495" type="checkbox"/>
 <input data-bbox="526 693 597 756" type="checkbox"/>	 <input data-bbox="906 693 977 756" type="checkbox"/>	 <input data-bbox="1230 693 1302 756" type="checkbox"/>
 <input data-bbox="526 945 597 1008" type="checkbox"/>	 <input data-bbox="906 945 977 1008" type="checkbox"/>	 <input data-bbox="1230 945 1302 1008" type="checkbox"/>

10. Read and learn the given Phonic Chart-



Phonic Sounds

(A-Z) (a-z)

Alphabet	Phonic Sounds	Vocabulary	Alphabet	Phonic Sounds	Vocabulary
Aa says	ऐ	 APPLE	Nn says	न	 NEST
Bb says	ब	 BALL	Oo says	ओ	 OWL
Cc says	क	 CAT	Pp says	प	 PARROT
Dd says	ड	 DOG	Qq says	क्व	 QUILT
Ee says	ए	 EGG	Rr says	र	 ROSE
Ff says	फ	 FISH	Ss says	स	 SUN
Gg says	ग	 GOAT	Tt says	ट	 TIGER
Hh says	ह	 HORSE	Uu says	अ	 URN
Ii says	इ	 INKPOT	Vv says	व	 VAN
Jj says	ज	 JOKER	Ww says	वॅ	 WATCH
Kk says	क	 KITE	Xx says	एक्स	 X-MAS TREE
Ll says	ल	 LION	Yy says	य	 YAK
Mm says	म	 MANGO	Zz says	ज़	 ZEBRA