

**ADARSH VIDYALAYA MOWA
SUMMER ACTIVITIES (2024-25)
CLASS- PP I**

“Education is most powerful weapon which you can use to change the world”

Nelson Mandela

Dear Parents,

Different types of languages are spoken by people from different regions but the most important thing is that, any language, when spoken should be spoken correctly. The two languages that our children should be able to speak fluently are Hindi and English. Since English is a universal language, understood by people all over the world, we want our children also to be proficient in speaking it and for this we need your full support and co-operation. We would appreciate if you adhere to the following points.

Speak with your child in English, Hindi and Mother tongue.

Read out story- books with big illustrations and after finishing the story discuss it with your child. Emphasize more on phonic sounds and encourage ‘Word Building’ and ‘Picture Talk’.

The teachers are trying to encourage the children to use simple words, phrases and sentences like. Parent’s are requested to use and teach them daily.

- **May I come in Ma’am?**
- **May I drink water?**
- **May I go to the toilet/ washroom?**
- **I am feeling hungry.**
- **I am feeling thirsty.**
- **Please sharpen my pencil.**
- **Please give me a pencil.**
- **Please give me an eraser. etc.**

Children can be encouraged to use simple words and sentences at home also.

For example:

- **Mom, please give me something to eat.**
- **Please give me a glass of water.**
- **Please trim my nails.**
- **Please tell me a story.**

- Can I watch T.V.?
- Can I go to the park?
- I am feeling sleepy.
- Please buy me a toy.
- Please give me a book.
- Please comb my hair.

Use of Magic words like EXCUSE ME, SORRY, THANKS, PLEASE. etc.

Wishing parents and elders - Good morning, Good afternoon, Good evening, Good night. etc... Addressing people properly –Hello Uncle / Auntie How are you?

You can also train them to follow simple instruction like – Please open the door, Please close / shut the door, Please eat your food, Please drink your milk , Please go to sleep, Please don't watch T.V too much, Please don't use mobile too much, Please brush your teeth, Please do your work. etc.

If we, as the teachers and the parents make a sincere effort and pay attention to the above mentioned points we can help our children to learn English from this age.

Please practice the following conversation.

- What is your name?
- What is your mother's name?
- What is your father's name?
- Where do you live?

Ans: I live in Raipur.

- What is the name of your school?

Ans: Adarsh Vidyalaya Mowa.

- What is the contact number of your father/mother?

Enrich your vocabulary.

Come, sit, stand, go, drink, catch, read, drive, hit, clap, cry, laugh, eat, hop, clean, dance, jump, fly, comb, open, close, pull, push, walk, read, play, stop, write, sleep, sneeze, wash, turn, mop, look, cook.

Note: Take the print out of the work sheet (in A4 size). Complete the activities given below and submit to the class teacher on there-opening day of school in an envelope folder.

SUBJECT – ENGLISH

1. Learn the rhymes - (All for kids rhymes – Page no. – 4,6,8,10)
2. Read and learn the given Phonic Chart-



Phonic Sounds

(A-Z) (a-z)




Alphabet	Phonic Sounds	Vocabulary	Alphabet	Phonic Sounds	Vocabulary
Aa	says ऐ	 APPLE	Nn	says न	 NEST
Bb	says ब	 BALL	Oo	says ओ	 OWL
Cc	says क	 CAT	Pp	says प	 PARROT
Dd	says ड	 DOG	Qq	says क्व	 QUILT
Ee	says ए	 EGG	Rr	says र	 ROSE
Ff	says फ	 FISH	Ss	says स	 SUN
Gg	says ग	 GOAT	Tt	says ट	 TIGER
Hh	says ह	 HORSE	Uu	says अ	 URN
Ii	says इ	 INKPOT	Vv	says व	 VAN
Jj	says ज	 JOKER	Ww	says वॅ	 WATCH
Kk	says क	 KITE	Xx	says एक्स	 X-MAS TREE
Ll	says ल	 LION	Yy	says य	 YAK
Mm	says म	 MANGO	Zz	says ज़	 ZEBRA

© RACHNA SAGAR PVT. LTD. S.A.S.G.

3. Write the missing capital letters in the boxes with colourful pencils.

A	B		D	E		G
	I	J		L	M	
O		Q	R		T	
	W	X		Z		

4. Write your name in the given "Tree" with Capital letters and colour it.



5. Match the letters with the pictures.


A ○

○



B ○

○




C ○

○



D ○

○



E ○

○










F ○


○



6. Circle the first letter of the given pictures-

	A	Y	S	E
	N	B	P	A
	P	E	C	M
	K	L	I	D
	S	F	E	B
	Q	F	O	P
	G	L	A	U

7. Colour the given alphabets.



SUBJECT -HINDI

मौखिक :-

प्रश्न 1) क से ज्ञ तक पढ़कर याद कीजिए।

कबूतर करता गुटर गूँ, खरगोश के सिर में खुजली क्यों?
गमले में हैं सुन्दर फूल, घड़ी कहे जाओ स्कूल।
चना चबाकर खाओ खूब, छतरी तानो जब हो धूप।
जल में जाता बड़ा जहाज, झर-झर झरने की आवाज।
टमाटर देखो गोल-मटोल, ठैरा बनाये वर्तन गोल।
डमरू बोला डम-डम-डम, ढम-ढमा-ढम बाजे ढोल।
तबला बोले तक-तक-धिन, थपकी देती माँ हर दिन।
दही, मलाई खा गई बिल्ली, धनिया, मटर चले अब दिल्ली।
नल का पानी बरफ की सिल्ली, पतंग उड़ी पीली-आसमानी।
फल लेकर आयी है नानी, बकरी पी गई सारी पानी।
भवन बना है आलीशान, मछली की है पानी में जान।
यज्ञ हवा को करता शुद्ध, रथ पर राजा करते युद्ध।
लड़की लड्डू-पूड़ी खाती, वन की छाया मन को भाती।
शलजम, मूली, गाजर खाओ, षट्कोण का चित्र बनाओ।
सरसों के हैं पीले फूल, हवा चली तो उड़ गई धूल।
क्षमा करो प्रभु बालक जान, त्रयम्बकं का मन्त्र महान।
ज्ञानी यही दिलाते याद, समय करो न तुम बर्बाद।





















प्रश्न 2) निम्नलिखित कविताएँ पढ़कर याद कीजिए। पाठ्यपुस्तक- “आओ गुनगुनाएँ” में से पेज नं. 2 से 5

- बढ़ते जाना ।
- प्रार्थना ।

लिखित :-

प्रश्न 1) पाठ्यपुस्तक- “हिन्दी B व्यंजन” में पेज नं. 4 से 6

प्रश्न 2) चित्र देखकर पहला अक्षर लिखिए /

क्रियाकलाप :-

प्रश्न 1) वर्णों से चित्रों की जोड़ी मिलाइए ।

त



च



ट



घ



ज



ग



प्रश्न 2) सही अक्षर पर गोला लगाइए ।



क ण ट



छ म ख



च ढ ह



ड छ भ



त स उ



ठ द प



फ घ ध



ट उ त




भ छ झ

प्रश्न 3) संबंधित अक्षर पर गोला लगाइए ।

च	→	क म ध च थ
र	→	ल न म ह र
क	→	ख क ढ य ग
व	→	य स ब व म
स	→	च ल स र ज
त	→	क त न फ ट


प्रश्न 4) चित्र में रंग भरिए ।



प्रश्न 5) अपने नाम के पहले वर्ण से शुरू होने वाले 5 फलों और 5 सब्जियों के चित्र अभ्यास पुस्तिका में चिपकाइए ।

SUBJECT-MATHEMATICS


1. Count different shapes in the given picture ,fill it with the colour as shown below and also write the number in the box provided.



=












=









=

2. Count the objects and write the number in the box provided:-

		
<input type="text"/>	<input type="text"/>	<input type="text"/>
		
<input type="text"/>	<input type="text"/>	<input type="text"/>
		
<input type="text"/>	<input type="text"/>	<input type="text"/>



3. Count and match:

6
3
2
5
4
1

4.

Tick (✓) the Group which has Less number of objects



5. Write the numerals from 1 to 20 in the box provided against the numbers:-

1					
2					
3					
4					
5					
6					
7					
8					
9					
10					

11					
12					
13					
14					
15					
16					
17					
18					
19					
20					