

**ADARSH VIDYALAYA MOWA  
SUMMER ACTIVITIES (2024-25)  
CLASS- PP II**

---

**“Education is most powerful weapon which you can use to change the world”  
Nelson Mandela**

**Dear Parents,**

**Different types of languages are spoken by people from different regions but the most important thing is that, any language, when spoken should be spoken correctly. The two languages that our children should be able to speak fluently are Hindi and English. Since English is a universal language, understood by people all over the world, we want our children also to be proficient in speaking it and for this we need your full support and co-operation. We would appreciate if you adhere to the following points.**

**Speak with your child in English, Hindi and Mother tongue.**

**Read out story- books with big illustrations and after finishing the story discuss it with your child. Emphasize more on phonic sounds and encourage ‘Word Building’ and ‘Picture Talk’.**

**The teachers are trying to encourage the children to use simple words, phrases and sentences like. Parent’s are requested to use and teach them daily.**

- **May I come in Ma’am?**
- **May I drink water?**
- **May I go to the toilet/ washroom?**
- **I am feeling hungry.**
- **I am feeling thirsty.**
- **Please sharpen my pencil.**
- **Please give me a pencil.**
- **Please give me an eraser. etc.**

**Children can be encouraged to use simple words and sentences at home also.**

**For example:**

- **Mom, please give me something to eat.**
- **Please give me a glass of water.**
- **Please trim my nails.**
- **Please tell me a story.**

- Can I watch T.V.?
- Can I go to the park?
- I am feeling sleepy.

- Please buy me a toy.
- Please give me a book.
- Please comb my hair.

Use of Magic words like EXCUSE ME, SORRY, THANKS, PLEASE. etc.

Wishing parents and elders - Good morning, Good afternoon, Good evening, Good night. etc... Addressing people properly –Hello Uncle / Aunty How are you?

You can also train them to follow simple instruction like – Please open the door, Please close / shut the door, Please eat your food, Please drink your milk , Please go to sleep, Please don't watch T.V too much, Please don't use mobile too much, Please brush your teeth, Please do your work. etc.

If we, as the teachers and the parents make a sincere effort and pay attention to the above mentioned points.

We can help our children to learn English from this age.

Please practice the following conversation.

- What is your name?
- What is your mother's name?
- What is your father's name?
- Where do you live?

Ans: I live in Raipur.

- What is the name of your school?

Ans: Adarsh Vidyalaya Mowa.

- What is the contact number of your father/mother?

Enrich your vocabulary.

Come, sit, stand, go, drink, catch, read, drive, hit, clap, cry, laugh, eat, hop, clean, dance, jump, fly, comb, open, close, pull, push, walk, read, play, stop, write, sleep, sneeze, wash, turn, mop, look, cook.

**Note:** Take the print out of the work sheet (in A4 size). Complete the activities given below and submit to the class teacher on there-opening day of school in an envelope folder.

1. Learn the rhymes - (All for Kids Rhymes – Pg. no – 2,6, 8 & Tiny Tots - 7)
2. Read and learn the given Phonic Chart-



# Phonic Sounds

## (A-Z) (a-z)



| Alphabet       | Phonic Sounds | Vocabulary   | Alphabet       | Phonic Sounds | Vocabulary   |
|----------------|---------------|--|----------------|---------------|--|
| <b>Aa</b> says | ऐ             |  APPLE    | <b>Nn</b> says | न             |  NEST         |
| <b>Bb</b> says | ब             |  BALL     | <b>Oo</b> says | ओ             |  OWL          |
| <b>Cc</b> says | क             |  CAT      | <b>Pp</b> says | प             |  PARROT       |
| <b>Dd</b> says | ड             |  DOG      | <b>Qq</b> says | क्व           |  QUILT        |
| <b>Ee</b> says | ए             |  EGG      | <b>Rr</b> says | र             |  ROSE         |
| <b>Ff</b> says | फ             |  FISH    | <b>Ss</b> says | स             |  SUN         |
| <b>Gg</b> says | ग             |  GOAT   | <b>Tt</b> says | ट             |  TIGER      |
| <b>Hh</b> says | ह             |  HORSE  | <b>Uu</b> says | अ             |  URN        |
| <b>Ii</b> says | इ             |  INKPOT | <b>Vv</b> says | व             |  VAN        |
| <b>Jj</b> says | ज             |  JOKER  | <b>Ww</b> says | वै            |  WATCH      |
| <b>Kk</b> says | क             |  KITE   | <b>Xx</b> says | एक्स          |  X-MAS TREE |
| <b>Ll</b> says | ल             |  LION   | <b>Yy</b> says | य             |  YAK        |
| <b>Mm</b> says | म             |  MANGO  | <b>Zz</b> says | ज़            |  ZEBRA      |

© RACHNA SAGAR PVT. LTD. E.A.S.O.


3. Write the missing small letters in the boxes with colorful pencils.

4. Write two letter words in the given clouds from each vowels (a,e,i,o,u).

5. Write your name in the "Tree" by pasting colorful pieces of papers-



This is done for you.



# ALPHABET WORKSHEETS

Match the capital and small alphabets








6.

|     |     |     |     |
|-----|-----|-----|-----|
| A ○ | ○ w | C ○ | ○ h |
| L ○ | ○ d | X ○ | ○ v |
| Q ○ | ○ z | M ○ | ○ o |
| F ○ | ○ a | H ○ | ○ x |
| S ○ | ○ l | O ○ | ○ r |
| D ○ | ○ q | B ○ | ○ c |
| J ○ | ○ f | V ○ | ○ g |
| W ○ | ○ s | G ○ | ○ b |
| Z ○ | ○ j | R ○ | ○ m |



7. Complete the sound words with the help of given pictures and write it in the given boxes.-

## Word Endings


|   |   |   |  |    |
|---|---|---|--|----|
|  | → | c |  | an |
|  | → | f |  | at |
|  | → | h |  | an |
|  | → | m |  | at |
|  | → | b |  | an |
|  | → | p |  | ap |
|  | → | g |  | at |

मौखिक -

1. कविताएँ याद कीजिए - (पाठ्य पुस्तक - “आओ गुनगुनाएँ” में से पेज नं - 2 - 5)  
फूलों से सीखो  
हुआ सवेरा
2. दिए गए शब्दों व वाक्यों को पढ़िए - (पाठ्य पुस्तक “हिंदी प्रवेशिका” में से पेज नं - 6 - 8)

लिखित -

3. अभ्यास पूरा कीजिए - (पाठ्य पुस्तक “हिंदी प्रवेशिका” में से पेज नं - 9 -11)
4. Task Book (Blooming Buds) पूरा कीजिए - पेज नं - 6 - 44.
5. चित्र में रंग भरिए -



**बाद में आने वाले अक्षर लिखिए-**

र



थ



ज



ध



न



ब



अ



भ



**बीच में आने वाले अक्षर लिखिए-**

ठ

ह

द

न

भ

य

ह

त्र

आ

ई

ह

त

ण

थ

ट

ड

क्ष


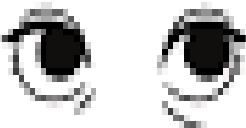








ज्ञ

श

स



चित्र देखकर नाम लिखिए -

|   |                      |  |                      |
|---|----------------------|--|----------------------|
|    | <input type="text"/> |    | <input type="text"/> |
|    | <input type="text"/> |    | <input type="text"/> |
|   | <input type="text"/> |    | <input type="text"/> |
|  | <input type="text"/> |   | <input type="text"/> |
|  | <input type="text"/> |  | <input type="text"/> |

दिए गए शब्दों को वर्गाकार आकृति में छाटकर गोला लगाइए -

टब  
महल

कटहल  
रथ

जग  
महक

मन  
हम

|   |   |   |   |   |   |   |   |
|---|---|---|---|---|---|---|---|
| अ | य | ह | म | न | र | प | ड |
| ज | ग | ज | ल | ग | फ | ह | ग |
| ग | क | ब | प | क | त | ग | र |
| र | थ | त | ज | प | ल | ल | ह |
| ज | र | म | ह | ल | क | क | ह |
| स | ड | ड | म | त | क | न | फ |
| क | ट | ह | ल | ह | ड | म | प |
| ग | ब | फ | म | स | क | त | र |


## मात्राएँ


कौन से व्यंजन पर कौन सी मात्रा लगी है?  
पहचान कर जोड़े बनाएँ।


|    |   |   |   |
|----|---|---|---|
| कु | ○ | ○ | औ |
| लि | ○ | ○ | उ |
| सौ | ○ | ○ | आ |
| नू | ○ | ○ | इ |
| हा | ○ | ○ | ऊ |
| ची | ○ | ○ | ऐ |
| मे | ○ | ○ | ई |
| सै | ○ | ○ | ए |

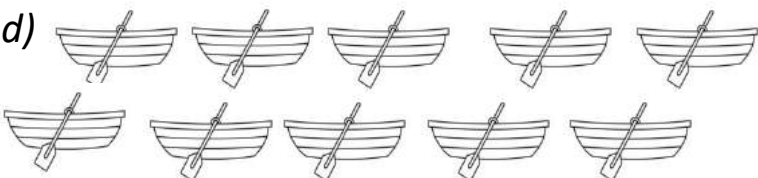
## SUBJECT-MATHEMATICS

1. Count the objects and write the correct number in the box provided:-

a)  =



b)  =

c)  =

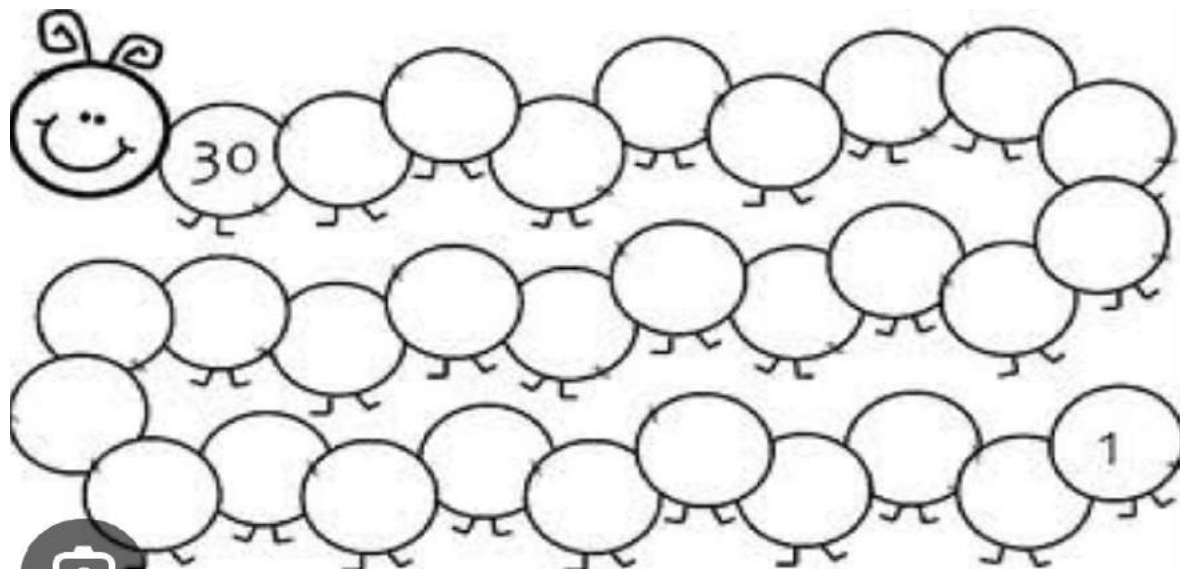
d)  =

e)  =






2. What number comes after:-








3. Write the backward counting from 30 to 1:-



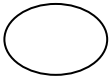
**4. Write the Table of 2 with your favourite colour pencil:-**

|  |   |   |   |   |
|--|---|---|---|---|
|  |  |  |  |  |
| 2  | x   | 1   | =   |   |
|  |   |   |   |   |
|  |   |   |   |   |
|  |   |   |   |   |
|  |   |   |   |   |
|  |   |   |   |   |
|  |   |   |   |   |
|  |   |   |   |   |
|  |   |   |   |   |
|  |   |   |   |   |
|  |   |   |   |   |
|  |   |   |   |   |
|  |   |   |   |   |
|  |   |   |   |   |
|  |   |   |   |   |
|  |   |   |   |   |
|  |   |   |   |   |
|  |   |   |   |   |
|  |   |   |   |   |

|   |   |  |   |   |
|---|---|--|---|---|
|  |  |  |  |  |
| 2   | x   | 1  | =   |   |
|   |   |  |   |   |
|   |   |  |   |   |
|   |   |  |   |   |
|   |   |  |   |   |
|   |   |  |   |   |
|   |   |  |   |   |
|   |   |  |   |   |
|   |   |  |   |   |
|   |   |  |   |   |
|   |   |  |   |   |
|   |   |  |   |   |
|   |   |  |   |   |
|   |   |  |   |   |
|   |   |  |   |   |
|   |   |  |   |   |
|   |   |  |   |   |
|   |   |  |   |   |
|   |   |  |   |   |
|   |   |  |   |   |

5. Use different shapes/ objects to represent the numbers 3,5,7,9,8,4 colour the shapes / objects and also write the number names.

Example:-

|          |   |            |
|----------|---|------------|
| <b>1</b> |  | <b>One</b> |
| <b>3</b> |   |            |
| <b>5</b> |   |            |
| <b>7</b> |   |            |
| <b>9</b> |   |            |
| <b>8</b> |   |            |
| <b>4</b> |   |            |