



ADARSH VIDYALAYA, MOWA  
HOLIDAY HOMEWORK (2025-2026)  
CLASS-I

Let the warmth of summer awaken the fire within you—create, explore, dream, and grow. This holiday, let your talents bloom like never before.

Summer is not just a break from the classroom; it's a beautiful season of self-discovery. Whether it's painting a canvas, penning down thoughts, solving puzzles, or learning a new skill—every little effort adds to the masterpiece that is you.

So take this time to nurture your passions, challenge yourself, and come back stronger, brighter, and more confident. Remember, the journey of growth doesn't pause—it transforms.





### **General Note:**

1. All the assigned work will be assessed and graded.
2. All vacation Practice work need to be done in class work copy.
3. Assessment of reading will be done in every exam.
4. Students should learn Hindi and Sanskrit pledge.
5. Parents are requested to:
  - Spend time & have meals together with your ward.
  - Motivate your ward to inculcate the habit of "READING HINDI & ENGLISH Literature (Newspaper, Comics etc.)"
  - Allow them to be independent (age wise) in their daily tasks like:
    - Arrange shelves
    - Washing their own plates
    - Watering plants & weeding Garden
    - Hang/fold clean clothes
    - Dust furniture
    - Shop for groceries with list
  - Share your family history & your childhood memories with them





## **ENGLISH**

- I. Practice Alphabet A to Z capital and small letter five times, clearly and neatly in copy.
- II. Read the story about Akbar and Birbal and include a comic picture that illustrates the tale.
- III. To improve your handwriting practice writing one page in a separate copy.
- IV. Write 5 rhyming words from Pin, Cat, Top
- V. Create an alphabet book where each letter includes a word, a sentence, and a drawing/picture related to it.
- VI. What is your favourite Cartoon character and why do you like it?  
**Task** – Write two sentences about your favourite Cartoon character and Draw/Paste a picture of it.
- VII. Read and learn all the exercise till date.

## **HINDI**

### • लिखित अभ्यास -

#### 1. अपना परिचय बताइए :-

1. मेरा नाम \_\_\_\_\_ है ।
2. मैं \_\_\_\_\_ साल का हूँ ।
3. मेरे परिवार में \_\_\_\_\_ लोग हैं ।
4. मेरा पसंदीदा खेल \_\_\_\_\_ है ।
5. मेरा पसंदीदा फल \_\_\_\_\_ है ।
2. बारहखड़ी लिखिए क से ज्ञ तक ।
3. प्रतिदिन किसी भी विषय पर एक पेज सुलेख लिखना ।
4. अ से ज्ञ तक 3-3 बार अभ्यास करें ।

### • मौखिक अभ्यास -

1. स्वर वर्णों तथा व्यंजन वर्णों को प्रतिदिन पढ़ना ।
2. शब्द रचना ( दो, तीन व चार वर्णों वाले शब्दों को मात्रा लगाकर जोड़कर पढ़ना)
3. प्रतिदिन समाचार पत्र या किसी अन्य किताब का एक पेज पाठन करना ।

### क्रियाकलाप -

1. अपनी पसंदीदा किन्ही 2 चीजों की फोटो एकत्रित करें व उनके नाम लिखें ।
2. दिनों व महीनों के नाम हिंदी में लिखें ।





## **MATHEMATICS**

1. Write the number names:-

a. 46 = \_\_\_\_\_ b. 89 = \_\_\_\_\_

b. 95 = \_\_\_\_\_ d. 90 = \_\_\_\_\_

2. Write the numbers that comes before:-

a. \_\_\_\_ 37

b. \_\_\_\_ 88

c. \_\_\_\_ 74

d. \_\_\_\_ 17

3. Write the numbers that comes in between:-

a. 79 \_\_\_\_ 81

b. 47 \_\_\_\_ 49

c. 80 \_\_\_\_ 82

d. 19 \_\_\_\_ 24

4. Put the symbol (  $<$  ,  $>$  ,  $=$  ):-

a. 25 \_\_\_\_ 34

b. 99 \_\_\_\_ 81

c. 42 \_\_\_\_ 48

d. 21 \_\_\_\_ 24

5. Arrange the following numbers in ascending order :-

30 , 21 , 43 , 29 , 6
















6. Arrange the following numbers in descending order :-

26 , 20 , 19 , 45 , 4





7. Identify the shapes and colour it :-


Circle			
Triangle			
Square			
Star			
Oval			

8. Count the given shapes and write in the blanks :-

a.         = \_\_\_\_\_

b.        = \_\_\_\_\_

9. Colour the animal between the two trees:-



10. Learn and write the tables from 2 to 6 and 10 (Twice).

11. Write number name ( 1 to 50)

( Note – Do all the work in Mathematics copy)





## **ENVIRONMENTAL STUDIES (EVS)**

Dear Parents & Students,  
Enjoy your holidays with these fun learning activities. Complete them and submit after the vacation.

<b>Activity Name</b>	<b>Description</b>
My Food Plate	Draw and divide a paper into food groups.
Best out of Waste	Create a toy or art piece using waste materials.
Earth Keeper	List 3 ways to reduce pollution.
My Nature Poem	Write and recite a short poem about trees or water.
Self-Love Affirmation Chart (say it daily before going bed)	<ul style="list-style-type: none"><li>• I respect nature.</li><li>• I always say 'Please' and 'Thank you'.</li><li>• I save water.</li><li>• I am helpful to my friends.</li><li>• I keep my books clean.</li></ul>
Plant a Seed	Grow a Mustard or Coriander plant in a small cup and name it.
Clean hands poster	Paste pictures of handwashing steps.

## **INFORMATION TECHNOLOGY (IT)**

1. Write missing letters:-

- 1) M \_ \_ N \_ \_ T \_ \_ R
- 2) C \_ \_ U \_ \_
- 3) C \_ \_ M \_ \_ U \_ \_ E R
- 4) M \_ \_ C H \_ \_ \_ N E

2. Write the words given below five times :-

- 1) Mouse
- 2) Computer
- 3) Keyboard
- 4) Machine
- 5) Mobile phone
- 6) Washing Machine
- 7) School
- 8) Office
- 9) Hospital
- 10) Shop





3. Name and Draw any 5 machines found inside your house.
4. Draw a well labelled diagram of computer.

### **GENERAL KNOWLEDGE (GK)**

1. What is the name of India's first satellite?
2. Which is the national game of India?
3. Which 3 rivers meet at Prayagraj during Mahakumbh?
4. Which planet is known as the Red Planet?
5. What is the minimum age to vote in India?
6. Who conducts elections in India?
7. What is the Sun?
8. What is the colour of the sky on a sunny day?
9. How often is Mahakumbh held?
10. What Is the name of the game where you kick a ball into a net?

### **ART AND CRAFT (DRAWING)**

Draw and Colour your favourite flower and fruit in your drawing copy.

